

THE CLIFFS AT LAKE KEOWEE MARKET SNAPSHOT

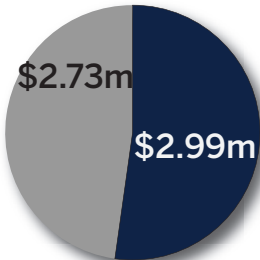
All Property Sales January 1 - December 31

	2023	Number of Sales	Total Sale Price
Waterfront Homes		31	\$91,068,750
Non-Waterfront Homes		20	\$24,488,500
Waterfront Home Sites		36	\$41,528,000
Non-Waterfront Home Sites		47	\$7,507,500
Total Properties		134	\$164,592,750
2022			
Waterfront Homes		29	\$85,150,053
Non-Waterfront Homes		30	\$41,084,555
Waterfront Home Sites		44	\$36,394,650
Non-Waterfront Home Sites		50	\$8,337,776
Total Properties		153	\$170,967,034

Waterfront Homes Snapshot January 1 - December 31

Non-Waterfront Homes Snapshot January 1 - December 31

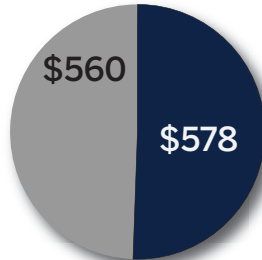
MEDIAN SALES PRICE
DEC. '22 DEC. '23



Change: +10%



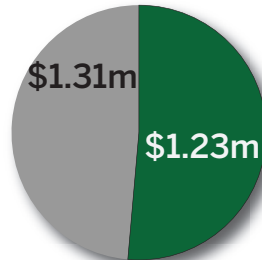
MEDIAN PRICE PER SQ. FT.
DEC. '22 DEC. '23



Change: +3%



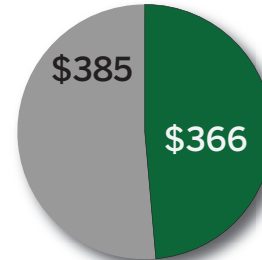
MEDIAN SALES PRICE
DEC. '22 DEC. '23



Change: -6%



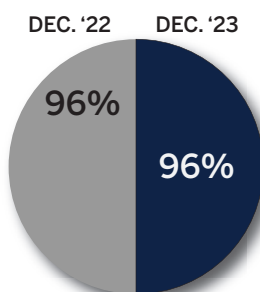
MEDIAN PRICE PER SQ. FT.
DEC. '22 DEC. '23



Change: -5%



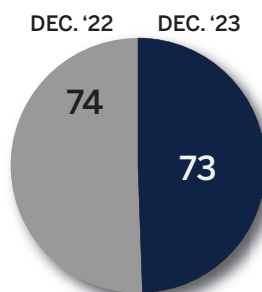
MEDIAN SALES TO LIST PRICE RATIO
DEC. '22 DEC. '23



Change: 0%



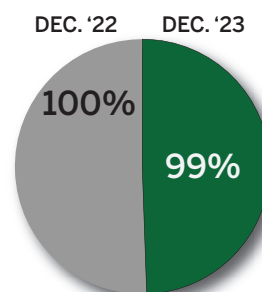
MEDIAN DAYS ON THE MARKET
DEC. '22 DEC. '23



Change: -1%



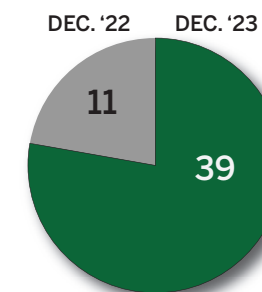
MEDIAN SALES TO LIST PRICE RATIO
DEC. '22 DEC. '23



Change: -1%



MEDIAN DAYS ON THE MARKET
DEC. '22 DEC. '23



Change: +255%



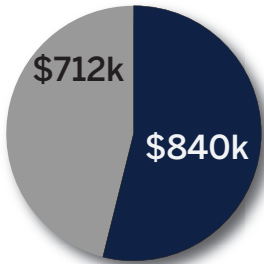
Waterfront Home Sites Snapshot

January 1 - December 31

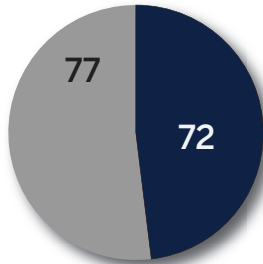
Non-Waterfront Home Sites Snapshot

January 1 - December 31

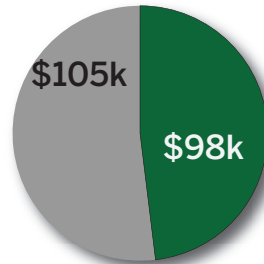
MEDIAN SALES PRICE
DEC. '22 DEC. '23



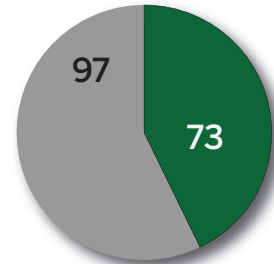
MEDIAN DAYS ON THE MARKET
DEC. '22 DEC. '23



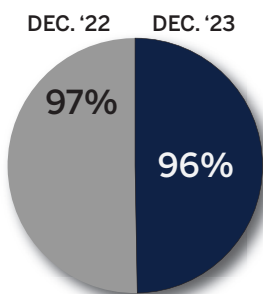
MEDIAN SALES PRICE
DEC. '22 DEC. '23



MEDIAN DAYS ON THE MARKET
DEC. '22 DEC. '23



MEDIAN SALES TO LIST PRICE RATIO
DEC. '22 DEC. '23



MEDIAN SALES TO LIST PRICE RATIO
DEC. '22 DEC. '23

